

M2

MULTI-FLEXI-TIP SHOWER/COMMODE CHAIRS



HMN

CE

WWW.HMN.DK/EN

INDEX

INTRODUCTION.....	2
M2 MULTI- FLEXI-TIP.....	3-4
M2 MULTI-FLEXI-TIP FUNCTIONS.....	5
M2 MULTI-FLEXI-TIP ACCESSORIES.....	6-9
TECHNICAL DATA.....	10

INFO

M2 MULTI-FLEXI-TIP

Our M2 shower commode chairs is well know for their high quality and are produced in the best materials:

- Frames in stainless steel
- Seats in PU foam
- Electric height adjustment independent of seat angle & back angle
- Wheels with a closed axis, making them resistant to hair and dirt
- User-friendly functions
- A big selection of accessories to ensure the best adaptation for the individual user

We have many different shower commode chairs in our assortment and one of them is our M2 Multi-Flexi-Tip that can be adjusted electronically in both seat and backrest angle as well as height-adjustable.

Read about it here.

M2 MULTI-FLEXI-TIP

STANDARD SEAT
Art.no.. 310810-B

HORSESHOE SEAT
Art.no.. 310811-B



The M2 Multi-Flexi-Tip is the ideal shower commode chair, when it is difficult to position the user. The seat can be tilted -6 degrees forward and 36 degrees back. The angle between seat and back can be angled from 86 degrees to 125 degrees and the seat height can be electrically adjusted from 53-97 cm.

TECHNICAL DATA
SIDE 10

USER GUIDE

SPARE PARTS



THE OPTIMAL CARE CHAIR WHERE BOTH THE USER AND THE HELPER ARE THOUGHT OF

M2 MULTI-FLEXI-TIP

Material	Stainless Steel
Wheels	125 mm
Max. outside width	61 cm
Weight of chair	37 kg
Seat height	Ca. 53-97 cm
Seat width	46 cm
Width between armrests	46 cm
Max. User weight	125 kg

At the same time, it provides the optimal working conditions for care, the narrow construction allows you to get close to the user. The flexible settings provide good access for washing and care, and also helps with dressing and undressing.

With its many setting options, pretty much anyone can sit in a M2 Multi-Flexi-Tip. The chair is especially suitable for e.g. hip patients, pain patients, people with bone cancer, multiple sclerosis patients, paresis/spasticity, people with high tone as well as brain damaged and neurological patients.

Wheels

As standard one of the wheels is a direction controlled wheel (dark grey brake). This will ease the maneuvering and secure the working environment for the helper. The other three wheels are mounted with double action brakes, making the chair steady and secured locked when needed.



M2

MULTI-FLEXI-TIP FUNCTIONS

With a M2 Multi-Flexi-Tip there are many adjustment options and it's a chair where even the minor details have been taken into consideration.

The flexible netweave back is easy to adjust and gives a good and comfortable support for the back. With the adjustment it's possible to make the backrest fit any user.

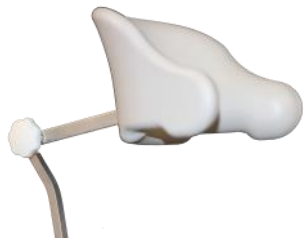


The simple remote control makes it easy to operate the chair, even without training or instructions.

The lock on the armrests automatically locks when the armrests are lowered. Armrests can be removed for cleaning and easier access to the chair.



M2 MULTI-FLEXI-TIP ACCESSORIES HEADRESTS, FOOTRESTS & CALF SUPPORT



Height, depth & width adjustable **HEADREST**

Art.no.: 310871

Super Soft height & depth adjustable **HEADREST**

Art.no.: 310870



Height & angle adjustable **FOOTRESTS**

Art.no. 313041

Height adjustable **FOOTRESTS**

(It is from the edge of the seat to the plate of the footrests)

Standard, Art.no.: 310049 (39–51 cm)

Short, Art.no.: 310510 (31–41 cm)

Extended, Art.no.: 310283 (49–61 cm)

Reinforced, Art.no.: 310275 (39–51 cm)



CALF SUPPORT

Art.no. 310226



M2 MULTI-FLEXI-TIP ACCESSORIES

COMMODOE PAN, HIPBELT, FULL PLATES, LEGREST, AMPUTATION SUPPORT & CROSSBAR




COMMODOE PAN with lock

Art.no. 310048

HIPBELT

Art. No.: 330019 (w. velcro)

Art. No.: 800404 (w. click)



FULL PLATE FOR M2 FOOTRESTS

Art.no. 310760, standard

Art.no. 310761

Neopren cover for full plate



FOOTREST PLATE

Right, Art.no.. 310085

Left Art.no.. 310086



EXTRA CALFREST

Art.no.. 310358



LEGREST with elevation

Right, Art.no.. 310053

Left, Art.no.. 310054

AMPUTATION SUPPORT

Right, Art.no. 800343

Left, Art.no. 800344



CROSSBAR

Art.no.. 310228

M2 MULTI-FLEXI-TIP ACCESSORIES

TORSO SUPPORT, ARMRESTS & SIDE SUPPORT

TORSO SUPPORT

Std. Cushion, Art.no. 310245

Std. Cover, Art.no. 310246



Hemiplegia ARMRESTS

Right, Art.no.: 800274

Left, Art.no.: 800273

The armrest angle is changed from standard

ARMRESTS with increased width

(One armrest gives an increase of 3 cm)

Right, Art.no.: 310391

Left, Art.no.: 310392

The armrest angle is changed from standard



ARMRESTS with reduced width

(One armrest reduced width with 2,5 cm)

Right, Art.no.: 310394

Left, Art.no.: 310395

The armrest angle is changed from standard

ARMRESTS with reduced height (5 cm)

Right, Art.no.: 310397

Left, Art.no.: 310398

The armrest angle is changed from standard



ARMRESTS with increased height (5 cm)

(Doesn't fit on Mini, 200 kg & 250 kg)

Right, Art.no.: 310400

Left, Art.no.: 310401

SIDE SUPPORTS

Right, Art.no.: 310881

Left, Art.no.: 310882

Set, Art.no.: 310880



M2 MULTI-FLEXI-TIP ACCESSORIES

SEATS & URINE FUNNEL



SEAT with small hole, black

Art.no. 800178

SUPER SOFT GREY FOAM SEAT

With hole, Art.no. 330018

Without hole, Art.no. 330022



PRESSURE-RELIEF SEAT

Art.no. 330023

WHITE FOAM SEAT with plastic cover

Art.no. 330016



DÆKSEL til sæde m/nøglehulsudskæring

Varenr. 310343

LID to standard seat

Art.no. 310341




URINE FUNNEL

Art.no. 148861

M2 SPLASH GUARD

Art.no. 148862



M2 MULTI-FLEXI-TIP

TECHNICAL DATA

SEAT HEIGHTS	53-97 CM
SEAT WIDTH	46 CM
SEAT DEPTH	44 CM
MAX. HEIGHT	146 CM
MAX. WIDTH	61 CM
SPACE BETWEEN THE ARMRESTS	46 CM
LENGTH (WITHOUT THE FOOTRESTS)	81 CM
WEIGHT OF THE CHAIR	37 KG
MAX. USER WEIGHT	125 KG
SEAT ANGLE DEGREES	APP: -6° FORWARD TO APP. 36° BACKWARD
ANGLE BETWEEN BACKREST AND SEAT	FROM APP. 86° TO APP. 125°
BACKREST	39 X 43,5 CM. DEPTH ADJUSTMENT UP TO 10 CM. NETWEAVE WITH SEWED ON WEBBING AND 4 BUCKLES FOR ADJUSTING DEPTH
SEAT & COVER	SEAT: 4,5 CM PU FOAM LIDT: 2,5 CM PU FOAM ARMREST: 2,5 CM PU FOAM
ELECTRIC MOTOR / BATTERY SYSTEM	CONTINUOUSLY VARIABLE BLOCKABLE ENGINE. THE BATTERIES CAN NORMALLY OPERATE UP AND DOWN 30–40 TIMES BEFORE NEED CHARGING. EL.TIGHTNESS = IP66 (DUSTPROOF AND PROTECTED AGAINST WATER BEAMS)
SURFACE/METAL	STAINLESS STEEL, POWDER COATED
WHEELS	125 MM WHEELS WITH GREY RUBBER AND BALL BEARINGS. DOUBLE WORKING BRAKES ON 3 WHEELS. THE LAST ONE IS A DIRECTIONAL WHEEL.
DESCRIPTION:	ART.NO..
STANDARD SEAT	310810-B
HORSESHOE SEAT	310811-B
ISO-NUMBER	09 12 03

**BACK TO
PAGE 3-4**

HMN

SINCE 1934

V 1.0